

Intellicare Healthcare

Interiors Product Brochure



Intellicare
FURNITURE



info@intellicarefurniture.com
www.IntellicareFurniture.com



Intellicare
FURNITURE

About us

Intellicare Furniture manufactures a complete line of casegoods and seating specifically designed for use in healthcare environments.

Our History

Beginning in 1999, Intellicare began producing a flexible office casegood line with a lifetime warranty called Intelligent Office Furniture. 10 years later, and having grown every year since, the demand for a range of healthcare products became overwhelming.

Having already customized thousands of products to suit healthcare related environments at dealers' request, a new division of IOF was soon molded and unveiled.

Our Present

In the short time since then, Intellicare has established itself as a leading name in healthcare furniture across North America. Our product line features all Canadian made furniture that's stylish, completely customizable and at a price point that will amaze you.

About our Product Construction

- All sides and backs are 1" (2.5cm) thick high density particle board thermally fused with ultra low emission melamine creating a strong skeleton.
- Cabinets are fastened with 3/4" (1.9cm) steel screws and 1" (2.5cm) heavy gauge steel brackets. This method of construction is the most durable and long lasting
- All units are edged on all exposed sides with 3mm low emission PVC impact resistant edging
- All cabinets are fitted as standard with four adjustable steel levelling glides in black, threaded into a steel t-nut with a maximum height of 1.25" (3.17cm)
- Spillproof tops and Drawer faces (Optional)
- Intelligent design features like Accident Prevention Safety Slides
- 20 standard finishes, Dozens of style options and accessories
- Components can be modified for size and shape
- Complete custom units are also available
- Intellicare has been producing office and healthcare casegoods for over 15 years with a staff of 80 employees and an install base throughout North America

Environmental

Intellicare's entire line of casegoods has been rated SCS Gold Certification by an independent tester and can contribute to LEED points. Check with your representative for more details.

Warranty

Our products' long term performance is so reliable, we offer a limited lifetime warranty on all materials and workmanship. No other manufacturer stands behind their product like Intellicare.



TABLE OF CONTENTS

2	26
About Us	Medical & Lab Furniture
4	28
Bedside Tables	Customization
6	30
Dressers	Overbed Tables
8	31
Single Wardrobes	Mattresses
10	32
Double Wardrobes	Administrative Offices
12	34
Wood Dining Chairs	Administrative Reception & Meeting
16	36
Metal Dining Chairs	Handles
18	37
Dining Tables	Casegood Finishes
20	38
Lounge Chairs & Loveseats	Top and Kickplate Styles
24	39
Beds & Head / Foot Boards	Drawerfront and Doorfront Styles

ROOM FURNITURE

BEDSIDE TABLES

Every patient room requires a functional bedside table to store personal items. Our selection of stylish bedside table helps make the resident feel more comfortable in unfamiliar surroundings. Optional features like vented backs, drawer liners, casters and solid surface tops add to the already exceptional value of our standard line.



400 SERIES

Custom Headwall, Wardrobe, Bedside Table

Platform Bed with Head and Foot Board

Shown in Front Style E, Top Style 1

Finish: Cappuccino Cherry / Handle: Straight Silver

CUSTOM LAYOUT B.PG4



400 SERIES

- 3 Drawers
- Available with or without a lock
- Shown in Top Style 1, Front Style A
- Finish: Copa / Handle: Straight Silver

H4/BT/2020/3DW/29



100 SERIES

- 1 Drawer 1 Door
- Available with or without a lock
- Finish : Natural Maple
- Handle: Straght Silver

H1/BT/2020/1DW1DO/29



400 SERIES

- 1 Drawer 1 Door with Power and Data Module
- Available with or without a lock
- Shown with Raised Panels, Front Style B
- Finish: Candlelight / Handle: Straight Silver

H4/BT/2020/DODW/29



200 SERIES

- 3 Drawers
- Available with or without a lock
- Shown including 4 Round Post Legs
- Finish: Candlelight / Handle: Straight Silver

H2/BT/2020/3DW/29/4RND

ROOM FURNITURE

DRESSERS

To accommodate rooms with larger available space or residents with longer stays, include a dresser into the layout. Dresser units add extra drawer storage for intimate items as well as a countertop to display keepsakes or incorporate medical equipment.



200 SERIES

Custom Headwall, Wardrobes, Double Dresser
Platform Bed with Head and Foot Board
Shown with Round Post Legs in Silver
Finish: Natural Maple / Handle: Straight Silver

CUSTOM LAYOUT B.PG6



200 SERIES

- 4 Drawers
- Available with or without a lock
- Shown with Round Post Legs in Silver
- Finish: Hot Fudge / Handle: Bar Silver

H2/DR/3219.5/4DW/36



400 SERIES

- 3 Drawers
- Available with or without a lock
- Shown in Top Style 1, Front Style B
- Finish: Natural Maple / Handle: Straight Silver

H4/DR/3320/4DW/36



100 SERIES

- 6 Drawers
- Available with or without a lock
- Finish: Chocolate Pear / Handle: Knob Silver

H1/DR/6120/8DW/36



400 SERIES

- 8 Drawers
- Available with or without a lock
- Shown in Top Style 1, Front Style B
- Finish: Summerflame / Handle: Rail Silver

H4/DR/6120/8DW/36

ROOM FURNITURE

SINGLE WARDROBE

One of the most versatile items in the line, single width cabinets can be customized to suit dozens of applications. Taking up only a small footprint, closed door storage, open display shelving, or pull down closet rod options are all available. Also add multiple drawers for extra storage or a tackboard for communication between co-workers or to accommodate memory care residents.



100 SERIES HEADWALL

Custom Headwall Featuring 3 Drawer Dresser, Upholstered bench, Single Wardrobe and Open Worksurface

Finish: Hot Fudge / Handle: Straight Silver

CUSTOM LAYOUT B.PG8



200 SERIES

- 1 Door 2 Drawers
- With Coat Rod and Interior Shelf
- Finish: Hot Fudge & Candlelight
- Handle: Knob Silver

H2/WR/2224/1DO2DW/72



400 SERIES

- 1 Door 1 Drawer Wardrobe
- With Coat Rod and Interior Shelf
- Shown in Front Style A
- Finish: Cappuccino Cherry / Handle: Straight Silver


H4/WR/2224/1DO1DW/72



200 SERIES

- 1 Door 1 Drawer Wardrobe
- With Coat Rod and Interior Shelf
- Shown with 4 Round Post Legs in Silver
- Finish: Dark Rum / Handle: Straight Silver

H2/WR/2224/DODW/72/4RND



400 SERIES

- 1 Door 2 Drawers
- With Coat Rod and Interior Shelf
- Finish: Brunito Cherry / Handle: Knob Silver

H4/BT/2224/DO2DW3DW/29

ROOM FURNITURE

DOUBLE WARDROBE

Providing ultimate storage capacity, the double wardrobe can be configured as a built in, or as a stand alone unit.

Customize your storage with a myriad of options including features like: extra drawers, coat rods and hangers, closed door shelving or digital RFID locks.



100 SERIES BEDROOM

Custom Platform Bed with Headboard and Footboard
Double Door Wardrobes, 4 Drawer Dresser, Locking 3
Drawer Bedside and Custom Overhead Shelf.
Cappuccino Cherry and Silver Knob Handles

CUSTOM LAYOUT B.PG6



200 SERIES

- 3 Drawers, Closed Door Storage with Interior Shelf and Wardrobe With Coat Rod
- Finish: Cappuccino Chery
- Handle: Knob Silver

H4/WR/4224/3DO3DW/72



200 SERIES

- 2 Drawers, 2 Doors
- With Coat Rod and Interior Shelf
- Finish: Cappuccino Cherry & Maple
- Handle: Straight Silver

H2/WR/3624/2DO2DW/72



400 SERIES

- 2 Doors
- With Coat Rod and Interior Shelf
- Shown in Front Style D
- Finish: Shiraz Cherry / Handle: Straight Silver

H4/WR/3624/2DO/72



200 SERIES

- 2 Doors 2 Drawers
- With Coat Rod and Interior Shelf
- Shown in Front Style B
- Finish: Natural Maple / Handle: Straight Silver

H4/WR/3624/2DO2DW/72

DINING FURNITURE WOOD FRAME CHAIR

A well appointed dining room is essential to the warmth of a residence's interior. An inviting decor begins with a stylish dining chair. All the items in our line are made to meet the durable needs of a commercial healthcare environment.

Features include solid wood construction, webbed seating and gentle curves to keep residents safe. Specialized options like casters and swivel seats are also available.



DINING ROOM

Hundreds of standard upholstery and finish combinations lets designers easily choose product that perfectly integrates with the surrounding decor.

CUSTOM LAYOUT B.PG12



HCH245

- Webbed Seat
- Curved Easy Grip Handles
- H Shaped Cross Brace
- Adjustable Glides
- Casters Optional
- Dozens of Healthcare Vinyl and Fabric Choices



HCH394

- Webbed Seat
- Curved Easy Grip Handles
- H Shaped Cross Brace
- Adjustable Glides
- Casters Optional
- Dozens of Healthcare Vinyl and Fabric Choices



HCH395

- Webbed Seat
- Side Braces
- Adjustable Glides
- Casters Optional
- Dozens of Healthcare Vinyl and Fabric Choices



HCH605

- Stacking
- Adjustable Glides
- Dozens of Healthcare Vinyl and Fabric Choices



HCH 1579

- Stackable
- Fully Upholstered Seat
- Adjustable Glides
- Dozens of Healthcare Vinyl and Fabric Choices



HCH1169

- Webbed Seat
- One piece bentwood arm
- Adjustable Glides
- Dozens of Healthcare Vinyl and Fabric Choices



HCH1400

- Stackable
- Adjustable Glides
- Dozens of Healthcare Vinyl and Fabric Choices



HCH1401

- Side Braces
- Adjustable Glides
- Casters Optional
- Dozens of Healthcare Vinyl and Fabric Choices



HCH154

- Round, Open Back
- Adjustable Glides
- Casters Optional
- Dozens of Healthcare Vinyl and Fabric Choices



HCH 220

- Webbed Seat
- Stylish Arms
- Side Braces
- Dozens of Healthcare Vinyl and Fabric Choices



HCH 184

- Upholstered Arms
- Fully Upholstered Seat and Back
- Side Braces
- Adjustable Glides
- Dozens of Healthcare Vinyl and Fabric Choices



HCH169

- Webbed Seat
- Adjustable Glides
- Dozens of Healthcare Vinyl and Fabric Choices

DINING FURNITURE METAL FRAME CHAIR

A wood frame chair helps provide your space a feeling of warmth. When an application requires the strength and long term durability of a metal frame, but the interior suits the look of wood, chose a steel or aluminum frame chair. Ultra durable and upholstered in your choice of fabric or vinyl.



CUSTOM SEATING

Custom frame chairs and a unique combination of fabric make a great looking interior feel even more stylish and welcoming.



HCHM3850

- Aluminum Frame
- Webbed Seat Optional
- Available Non Mar Self Levelling Glides
- Casters and Upholstered Arms Optional
- Dozens of Healthcare Vinyl and Fabric Choices
- 10 Year Warranty



HCHM3866

- Aluminum Frame
- Webbed Seat Optional
- Available Non Mar Self Levelling Glides
- Casters and Upholstered Arms Optional
- Dozens of Healthcare Vinyl and Fabric Choices
- 10 Year Warranty



HCHM3728

- Aluminum Frame
- Webbed Seat Optional
- Available Non Mar Self Levelling Glides
- Casters and Upholstered Arms Optional
- Dozens of Healthcare Vinyl and Fabric Choices
- 10 Year Warranty



HCHM3874

- Aluminum Frame
- Fully Upholstered Seat and Back
- Webbed Seat Optional
- Available Non Mar Self Levelling Glides
- Casters and Upholstered Arms Optional
- Dozens of Healthcare Vinyl and Fabric Choices
- 10 Year Warranty

DINING FURNITURE TABLES & BASES

Any base

- Bases are available in Wood, Steel, and Cast
- All bases come with heavy duty leveling glides
- Multiple Finishes available

Any Top

- Customize and choose any top size
- Choose any shape: Round, Rectangle, Boatshaped or Racetrack Shaped Top
- Create a custom shape for specialized applications
- Dozens of Finishes available
- Specialized materials like solid surfaces available



CAST

- Cast Iron X Base
- Cylindrical Leg with Low Profile Base
- Available in Multiple Powder Coat Finishes
- Adjustable Glides
- Finish: Light Grey with Black edge and Black Base



HALF ROUND

- Cylindrical Leg with Low Profile Base
- Available in Multiple Powder Coat Finishes
- Adjustable Glides
- Finish: Cappuciino Cherry and Silver Base



TRADITIONAL

- Solid Wood or Steel Options
- Cylindrical Leg with High Profile Base
- Available in Multiple Finishes
- Adjustable Glides
- Finish: Light Grey with Black edge and Black



WOOD EDGE

- Available with High Pressure Top and Wood Edge or All Wood Top
- Available in Multiple Finishes
- Finish Shown : Maple Legs, Skirt and Edge and Charcoal Top



QUEEN ANNE

- Available with High Pressure Top and Wood Edge or All Wood Top
- Available in Multiple Finishes
- Finish Shown: Mahogany



ALL WOOD

- Solid Wood Table
- All Wood Legs, Edge and Top
- Available in Multiple Finishes
- Adjustable Glides



ULTIMATE ADJUSTABILITY

- Four Way Adjustable Table
- Four Surfaces Move Independently
- Manually Adjust the Height and Depth of each
- Centre Tray
- Base Available in Multiple Powder Coat Finishes

LOUNGE FURNITURE

LOUNGE & PATIENT ROOM CHAIRS

Lounge and common spaces are the most heavily used areas of a hospital or residence. Seating needs to be safe yet comfortable. Specially designed to include smaller overall dimensions to accommodate the elderly or infirm as well as family and friends. Also featuring cleanouts for easy cleaning and solid wood frame construction as well as hundreds of fabric and vinyl options.



RETIREMENT FOYER

HLC168 Chairs and Custom Three Seater Sofas make this foyer comfortable and inviting. With an all wood coffee table and matching end table to complete the look.



HLC101

- Solid Wood Frame
- Curved Arms
- Separate Back and Seat for Easy Cleaning



HLC 109

- Solid Wood Frame
- Curved Arms
- Separate Back and Seat for Easy Cleaning



HLC 557

- Solid Wood Frame
- Curved Arms
- Available in Two and Three Seater



HLC 456

- Solid Wood Frame
- Curved Arms
- Available in Two and Three Seater



HLC 26

- Solid Wood Frame
- Flexible Back for Added Comfort
- Optional Upholstered Arms
- Cleanout Feature



HLC 100

- Heavy Gauge Metal Tube Frame
- Curved Wood Arms
- Cleanout Feature
- Available in Two and Three Seater



HLC 554

- Solid Wood Frame
- Wood Reveal Edge available in Multiple Finishes
- Removeable Cushion
- Available in Mutple Fabric and Vinyl Options



HLC 144

- Solid Wood Frame
- Optional Cleanout Feature
- Available in Multiple Fabric and Vinyl Options
- Tapered Wood Legs With Multiple Finish Options
- Available in Two and Three Seater



HLC 236

- Solid Wood Frame
- Available in Multiple Fabric and Vinyl Options
- Available in Two and Three Seater



HLC 772

- Available in High and Low Back
- Curved Double Arms
- Cleanout Feature
- Available in Multiple Fabric and Vinyl Options
- Wood Legs with multiple finish options



HLC 242

- Solid Wood Frame
- Removeable Cushion - Optional Cleanout Feature
- Available in Multiple Fabric and Vinyl Options
- Tapered Wood Legs With Multiple Finish Options
- Available in Two and Three Seater



HLC 285

- Solid Wood Frame
- Removeable cushions
- Alternative Leg styles and finishes available
- Available in Two and Three Seater



HLC 752

- Solid Wood Frame
- Optional Cleanout Feature
- Available in Multiple Fabric and Vinyl Options
- Tapered Wood Legs With Multiple Finish Options
- Available in Two and Three Seater



HLC 147

- Solid Wood Frame
- Contemporary Wingback
- Optional Cleanout Feature
- Available in Multiple Fabric and Vinyl Options
- Tapered Wood Legs With Multiple Finish Options



HLC 105

- Traditional Wingback
- Optional Reclining Mechanism
- Available in Multiple Fabric and Vinyl Options
- Queen Anne Legs Available in multiple finishes



HLC 754

- Solid Wood Frame
- Removeable Cushion - Optional Cleanout Feature
- Available in Multiple Fabric and Vinyl Options
- Tapered Wood Legs With Multiple Finish Options
- Available in Two and Three Seater



HLC 168

- Solid Wood Frame
- Removeable Cushion - Optional Cleanout Feature
- Available in Multiple Fabric and Vinyl Options
- Tapered Wood Legs With Multiple Finish Options
- Available in Two and Three Seater



HLC 901

- Reclining Feature
- Solid Wood Frame
- Wood Legs Available with multiple finish options
- Available in Multiple Fabric and Vinyl Options

ROOM FURNITURE

BED, HEAD & FOOTBOARDS

To complete the intimate design of a resident room, choose a bed that matches the room furniture. When specialized beds aren't needed, include extremely durable bed frames that are bedbug resistant, and customizable to include drawers and storage.



400 SERIES

Overbed Table, Custom Platform Bed with Headboard and Footboard Single Door Wardrobes, 3 Drawer Dresser, Custom Bedside and Custom Overhead Shelf Hot Fudge and Silver Straight Handles

CUSTOM LAYOUT PG. 24



RADIUS SERIES

- Headboard and Footboard
- Made to fit any size bed
- Custom Drill Patterns Available
- Shown in: Cappuccino Cherry

H1/HEAD3629 & H1FOOT3615



CURVE SERIES

- Headboard and Footboard
- Made to fit any size bed
- Custom Drill Patterns Available
- Shown in: Natural Maple

H1/HEAD3629 & H1FOOT3615



ANGLE SERIES

- Headboard and Footboard
- Made to fit any size bed
- Custom Drill Patterns Available
- Shown in: Wild Pear

H4/HEAD3629 & H4FOOT3615



BOW SERIES

- Headboard and Footboard
- Made to fit any size bed
- Custom Drill Patterns Available
- Shown in: Hot Fudge

H4/HEAD3629 & H4FOOT3615

MEDICAL OFFICE CABINETS & SPECIALTY SURFACES

Using customized modular cabinetry gives users the ultimate flexibility to create their ideal workspace without lengthy production times and intrusive installations. Design an area suited to any application including Diagnostic, Examination and Treatment.



SEATING

All Height Adjustable Stools and Metal Frame Patient Chairs available with:

- Optional Arms, Backrest and Foot Rest
- Made from super tough plastic or upholstered in easy to clean vinyl
- Available in dozens of colour options

CABINETS

Cabinets are modular and ship fully assembled for quick and easy installation. Items can be ordered in any size and shape to suit any room or application. Units can also be wall mounted or floor supported



SURFACES

Today's healthcare environments require surfaces that meet their heavy everyday usage. The most widely requested surface material is a solid surfaces like Hanex.

Non Porous, Extremely Durable and Anti Bacterial, it's ideal for use in offices, labs, exam rooms and common areas.

FEATURES

- Ships Fully Assembled
- Quick and Easy Installation
- Completely Customizable
- 18 Standard Colours and Hardware
- Manual, Digital and RFID Lock Options
- Backed by Intellicare Lifetime Warranty

CREATE A UNIQUE CUSTOM INTERIOR

Intellicare is proud to offer the highest level of customization of any casegood manufacturer in the industry. Designers and architects can see their designs come to life using our team of CAD professionals to 3D model your space before it goes into production.



CUSTOM SHAPE

Intellicare's casegoods are all made in-house, by our expert team of craftspeople. Our unique production model makes it easy to accommodate customized shapes and cutouts. Create a one of a kind, stand out aesthetic and our in house CAD engineers will produce a Computer Assisted Drawing for you to visualize your creation.

CUSTOM FEATURES

The needs of each environment are different just as the needs of each patient and resident. Consult your authorized sales person, manufacturer's agent or Intellicare customer service representative to help choose the features and products that are right for you and your needs.

CUSTOM SIZES

When space is an issue, a few inches can make a big difference. In many new builds and renovations, not all rooms are equal. Custom sized items and precise cutouts are two examples of Intellicare's unique ability to provide users a blank canvas with which to design their ideal interior.





H/OBT100

- “H” type base
- Chrome Plated Steel frame
- Metal color : Silver
- Pneumatic lifting system
- Loading capacity : 10 lbs
- Height adjust range 30”- 47”H
- Size of desktop : 15” x 30.5”
- 4 - 2” silent castors
- Laminate and Thermofoil Table tops Available



H/OBT200

- “H” type base
- 17 Gage Welded Tubular Steel Column and Base with Opal Powdercoat finish
- Infinite height adjust range 28” - 45”H
- Spillguard Lip and Bullnose edge
- Loading Capacity : 50lbs.
- Size of Desktop 30”x15”
- Top available in 7 colours
- 4 - 2” Twin Wheel Casters
- Vanity and Mirror Optional
- Other base colours available



H/OBT400

- “H”, “U”, or “Fork” design (Low Profile Optional)
- Heavy Duty Steel Frame with Opal powder coat finish
- Gas cylinder lift mechanism
- Infinite height adjust range 27” - 42”H
- Loading Capacity : 100lbs.
- Size of Desktop : 18” x 32”
- 4- 2” Twin wheel casters
- Laminate and Thermofoil Table tops Available



HMAT-ALD

- 7" Overall Height
- Available in Twin, Double, Queen, King
- 5.5" Bio Foam Core Made up of 4" High Density Bio Foam and 1.5" Convoluted Bio Foam for Maximum Comfort and Breathability
- Exclusive Wall Edge System will keep edges strong and sleepers safe
- Multi Needle Quilted to 3/4" Super Soft Bio Foam and 20oz Hollow Fibre
- Posture Foundation Optional



HMAT-CHI

- 10" Overall Height
- Available in Twin, Double, Queen, King
- 720 Continuous coil
- Insulator Pad
- 1.5" Convoluted Bio Foam with 1/2" Centre Aquagel
- Tack and Jump quilted to 1/2" Bio Foam and 20oz Hollow Fibre
- Exclusive Wall Edge System will keep edges strong and sleepers safe
- Multi Needle Quilted to 3/4" Super Soft Bio Foam and 20oz Hollow Fibre
- Posture Foundation Optional



HMAT-ATH

- 10" Overall Height
- Two Sided. Rotate and Flip for Maximum Longevity
- 800 Foam Encased, Zoned Comfort Pockets
- Available in Twin, Double, Queen, King
- Multi Needle Quilted to 1/2" Super Soft Bio Foam
- Posture Foundation Optional

ADMIN FURNITURE

OFFICE DESKS & PRIVATE OFFICES

Make your administrative areas more efficient by providing workstations geared towards the individual's needs and their responsibilities. Draw from our decades of experience in building stylish, long lasting office furniture, and create a seamless transition between different departments. Save time and money on your project by outfitting the entire building with matching products using a single, reliable manufacturer.



PRIVATE OFFICE

L Shape Desk with Steel O Leg and Modesty with Open Storage Credenza Return
Kneespace Credenza with Box Box File and File File
Door Open Door Overhead Storage on Steel O Legs with Task Light
Finish: Brunito Cherry / Handle: Straight Silver



L SHAPE

L Shape Desk with Box Box File Return
 Steel Post Legs
 Wall Mounted Overhead Storage & Task Light
 Storage Cabinet and Single Door Wardrobe
 Finish: Grigio/ Handle: Straight Silver



L SHAPE

L Shape Desk with Box Box File
 Full Modesty Panel
 Storage Lateral Credenza
 Steel Risers
 Finish: Ash / Handle: Straight Silver



U SHAPE

U Shape Desk with Box Box File
 Acrylic Modesty Panel
 Storage Bookcase, Wardrobe, Credenza,
 Closed Door Overhead Storage & Task Light
 Finish: Dune / Handle: Straight Silver



DESK & CREDENZA

Desk with Angle Steel Post Legs
 Custom Wall Unit
 Closed Door Overhead Storage & Task Light
 Finish: Latitude / Handle: Straight Silver

ADMIN FURNITURE RECEPTION & MEETING

To help increase productivity, experts agree on the importance in today's workplace of areas to collaborate as well as for quiet reflection. Intellicare will help create a complete solution that's tailored to suit your unique requirements and one that matches the overall look of the interior.



BREAK ROOM

Bar Height Table with Serving Height, Single Drawer/ Double Door Storage Credenzas including two common solid surface tops.

Tubular X-Base Meeting Tables and custom wall mounted Open Overhead Shelving.

Finish: White and Candlight Handle: Straight Black



ACCENT RECEPTION

L Shaped Desk with Standing Height Privacy Panels
 Contrasting Accent Panels
 Matching Wall Mounted Accent Panels
 Finish: White and Candlelight



ACCENT RECEPTION

U Shape Reception Desk with Lateral File Credenza
 Decorative Acrylic Front Panel
 Glass and Aluminum Door Overhead Storage
 Storage Bookcase, Multi Media Storage Cabinet
 Finish: Graphite and White Handle: Straight Silver



CONFERENCE

Boatshaped Boardroom Table with Storage Bases
 Storage Wall with Closed Door Storage, Serving Height
 Box Drawers & Open Shelving
 Finish: Latitude / Handle: Straight Silver

ORDERING NOTES

HANDLES & FINISHES

Bridge - Nickel




Baton - Nickel




Cube - Nickel



Bar - Nickel



Flair - Nickel




Rail - Silver



Rail - Black



Straight - Silver



Straight - Black



Waterfall - Nickel



Waterfall - Black



Flat Loop - Nickel



Flat Loop - Brass




Knob - Silver



Knob - Brass



CASEGOOD FINISHES



WHITE



WHITE CHOCOLATE



HARD ROCK MAPLE



NATURAL MAPLE



BEIGE



LATITUDE



GRIGIO




CANDLELIGHT




CAPPUCCINO CHERRY




SUMMERFLAME




DARK RUM




BRUNITO CHERRY




WILD PEAR




SHIRAZ CHERRY



CHOCOLATE PEAR




HOT FUDGE



GRAPHITE



SOUTHWEST



GREY LIKEATREE



LIGHT GREY

ORDERING NOTES

TOP, KICKPLATE & FRONT STYLE

TOP STYLES



Surface Style 1
1/8" Radius

Surface Style 2
1/4" Radius

Surface Style 3
1/4" Radius

Surface Style 4
1/4" Radius

KICKPLATE STYLES



Square



Angled



Radius



Front Style A



Front Style B




Front Style C



Front Style D



Front Style E



Front Style F



INTELLICARE HEALTHCARE FURNITURE

www.IntellicareFurniture.com
Ontario, Canada Toll Free 1.800.764.2392
Phone: 905.672.0942 Fax: 905.672.5806
Email: info@intellicarefurniture.com